



**ECO  
LIGHT**  
INDUSTRIAL LED

**LED  
BATTEN  
LIGHTS**


**LEDUV1500**

This attractive high output (up to 7,800lm) aluminium body LED batten light is designed for commercial and industrial applications including carparks, walkways and under verandas.

LEDUV1500 is both power output and colour temperature switchable. Standard factory settings are 5000K at 60W. Dip switches can be adjusted at time of installation to suit the application.

Standard model comes with plug and play socket for puck sensor to be easily fitted. The dual motion/daylight puck is programmable using remote control (both items are additional accessories).

LEDUV1500 comes with thru-wire for daisy chain connection.



**TECHNICAL SPECIFICATIONS**

Fixture/Part No.	LEDUV1500 LEDUV1500-BATT*
Power Selectable Options	20W, 30W, 40W, 50W & 60W
Fixture Lumens	Up to 7,800lm (at 60W in 5700K)
LED Lighting Efficiency	130lm/W (at 5700K)
Selectable Colour Temperature	4000K, 5000K and 5700K
Colour Render (Ra)	>80
IP Rating	IP65
Impact Rating	IK10
Lifespan	80,000hrs, L70 at 25°C
Construction	Aluminium Housing, Opaque Acrylic lens
Weight	2.9kg
Dimensions	1500 x 70 x 70 mm
Beam Angle	120°
Dimmable	0-10V
Power Factor	>0.9
Input Voltage	220-240V
Thru-wire linkage	Linkable 3x2.5mm <sup>2</sup> wire, dual terminals
Operating Temperature	-30°C to + 45°C
Warranty	3yrs

**LEDUV1500-BATT BATTERY DETAILS**

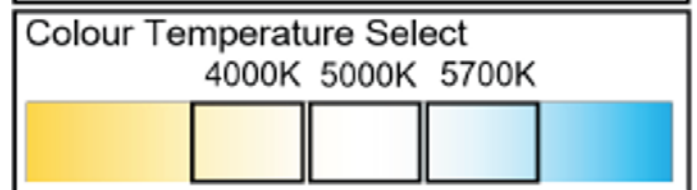
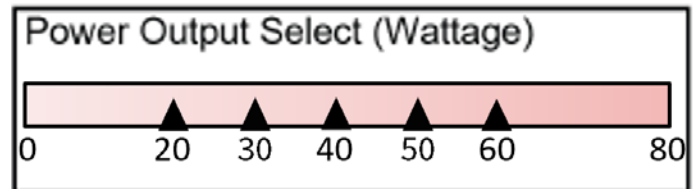
Integral Battery Type	LiFePO4
Battery Protection	Over Charge/ Discharge/ Current and short circuit protection
Autonomy Duration	3 hours

\*LEDUV1500-BATT is tested to AS/NZS 2293.3:2018+A1:2021 Suitable for non-maintained operation.

**SMART DIP SWITCH SELECT**

5-Step Power (W) Output Select:  
A = 60W | B = 50W | C = 40W | D = 30W | E = 20W








3-Step Colour Temperature Select:  
NW = 4000K | PW = 5000K | CW = 5700K

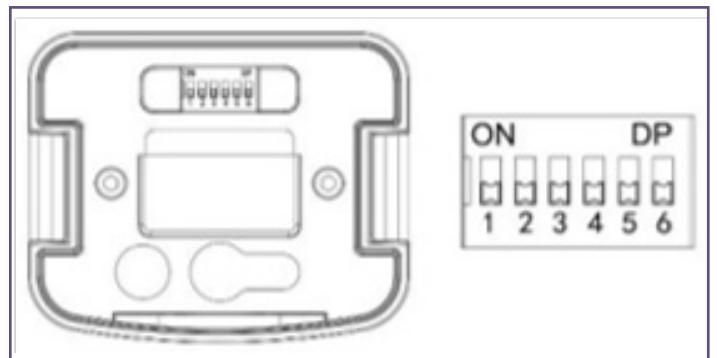
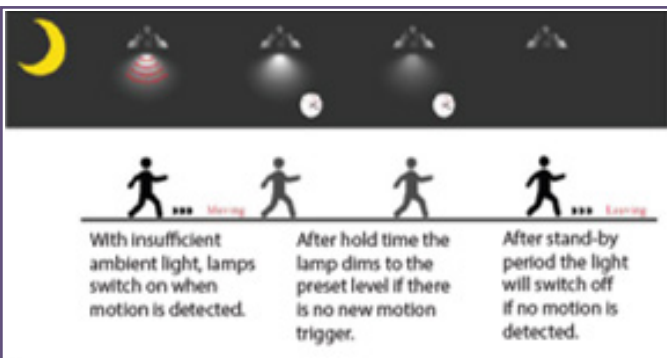


**ECO  
LIGHT**  
www.ecolight.co.nz



**SENSOR PUCK FUNCTIONALITY**

						
<b>Detection Area</b>	<b>Hold Time</b>	<b>Daylight Sensor</b>	<b>Standby Period</b>	<b>Standby Dimming Level</b>	<b>Sensor Mounting</b>	<b>Remote Control Programming</b>
Detection area can be adjusted for specific applications	Hold-time means the time period the lights will be ON after the last detection	If reflected ambient light is high enough then light will be off. When dark the motion sensor will take over	This is the time period the light keeps dimming down after the last detection	This is the dimming level the light keeps during the stand-by period	Optimum detection mounting height is between 8m to 15m	Remote control allows for easy adjustment of settings

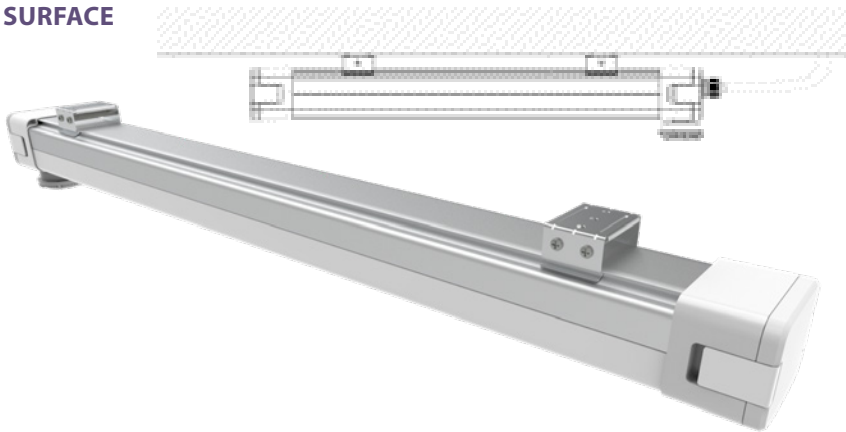


**DIMENSIONS**

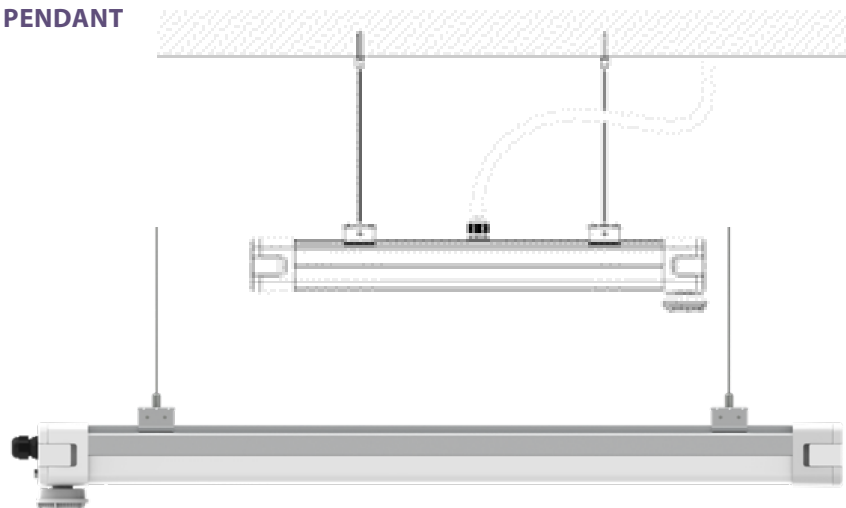


**MOUNTING OPTIONS**

**SURFACE**



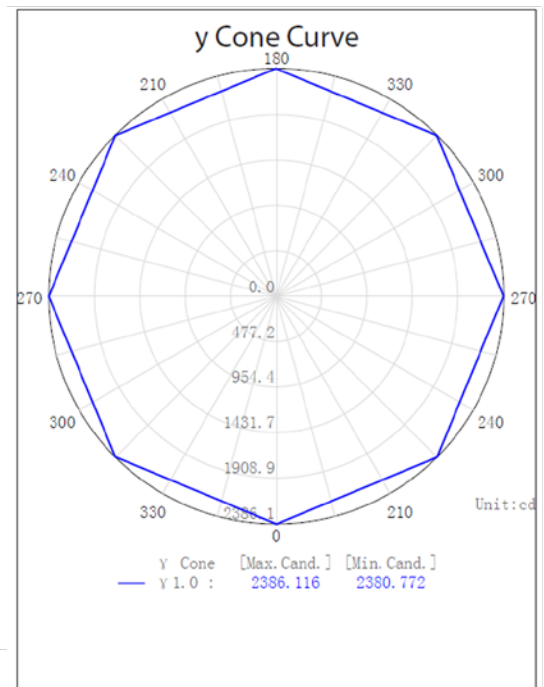
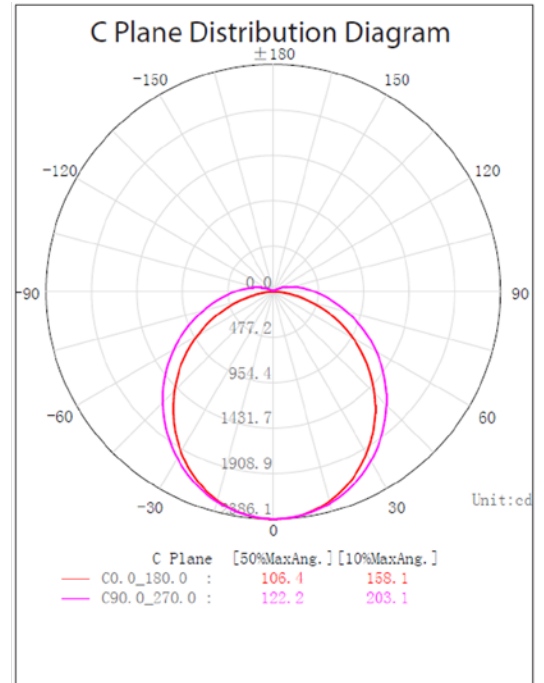
**PENDANT**



**ADDITIONAL PART CODES**

- LEDUV1500-SENSOR: Plug and play puck
- LEDUV1500-REMOTE: Remote to program puck

**PHOTOMETRICS**



**EMERGENCY FITTING**

Emergency Fixture Part No.	Classification
LEDUV1500-BATT	C0 D100; C90 D80

