

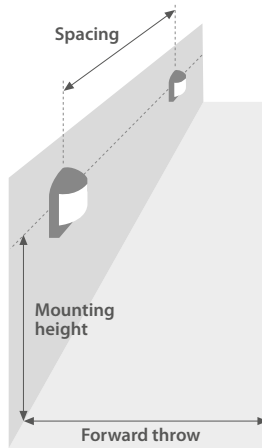


PERFORMANCE GUIDE

Photometric Performance - 26W LED

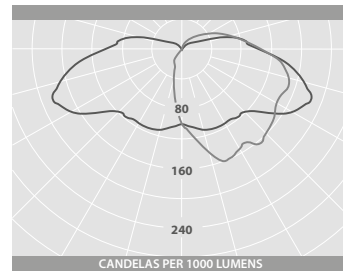
SPACING	AVERAGE ILLUMINANCE	UNIFORMITY (min/av)
3m mounting height - 5m forward throw		
12m ctrs	22 lux	0.46
15m ctrs	15 lux	0.28
18m ctrs	15 lux	0.19
4m mounting height - 6m forward throw		
12m ctrs	20 lux	0.35
16m ctrs	13 lux	0.50
20m ctrs	10 lux	0.37
24m ctrs	9 lux	0.27
5m mounting height - 7m forward throw		
15m ctrs	11 lux	0.51
20m ctrs	8 lux	0.51
25m ctrs	7 lux	0.36
30m ctrs	6 lux	0.26

FIGURES ARE BASED ON INITIAL LUMENS



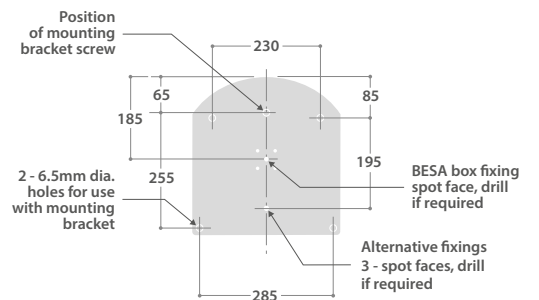
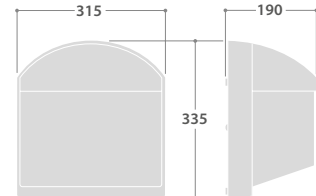
e.g. At 3m mounting height and 12m centres: 22 lux average horizontal illuminance at ground level over an area of 12m (centres) x 5m (forward throw)

PHOTOMETRIC GUIDE



Luminaire Lumen Output:
26W = 3330lm

DIMENSIONS





Smart External version

HIGH PERFORMANCE WALL MOUNTED LUMINAIRES



SPECIFICATION

- Strong pressure die-cast LM2 aluminium body prevents distortion when fixing and preserves IP rating. Textured black full polyester powder finish
- Impact-resistant, flame-retardant UV stabilised prismatic polycarbonate cover
- Spacings up to six times mounting height
- Optional photocell control
- Tamper-resistant cover screws available
- Simple to fix using external stainless-steel brackets and two lower points, all external to gasket line to preserve IP rating
- Smart External versions with intelligent lighting control for use up to 8 metres mounting height
- SmartScan wireless technology removes the need for control cabling. Ideal for retro-fit
- Fitted with 4000K or 5700K LEDs

LED CHARACTERISTICS

CRI	80+
COLOUR TEMPERATURE	4000K/5700K
RATED LIFE (HOURS)	100K - L70/B10
PROTECTION	LUX GUARD
DRIVER EFFICIENCY	>85%
REPLACEABLE	YES
POWER FACTOR	>0.9

LL/CW 111.0

For LED characteristics explanation see www.thorlux.com.au/led-characteristics

RANGE

	LED	CAT. No.	APPROX. kg
SMART EXTERNAL	26W - 4000K	MER 19102SS	4.4
	26W - 5700K	MER 19103SS	4.4
MAINS	26W - 4000K	MER 19104L	4.3
	26W - 5700K	MER 19105L	4.3

CIRCUIT TYPE -

SMART EXTERNAL	SS - SmartScan
STANDARD	L - non-dimming (LED)

OPTIONS

DESCRIPTION	SUFFIX	EXAMPLE
Photocell	PC	MER 19104LPC
Tamper resistant screws ♦	T	MER 19104LT

♦ To fasten tamper resistant screws order special screwdriver **KEY 10008**

SmartScan Configurations



Find out more at www.thorlux.com.au/smartsan